

HEATER CONTROL ASSEMBLY (Manual A/C) ON-VEHICLE INSPECTION

AC3F4-01

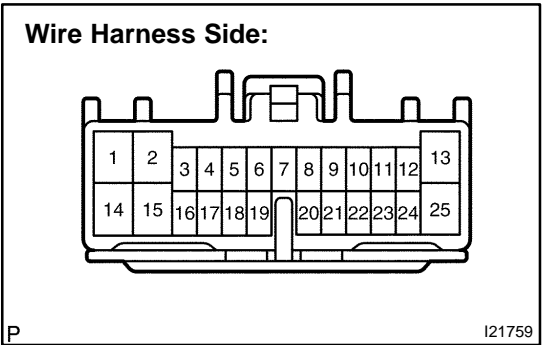
1. INSPECT HEATER CONTROL LEVER AND DIALS OPERATION

Move the control dials left and right check for stiffness and binding the full range of the dials.

2. REMOVE HEATER CONTROL ASSEMBLY

3. INSPECT AMPLIFIER CIRCUIT

- (a) Remove the glove compartment door
(See page [BO-69](#)).

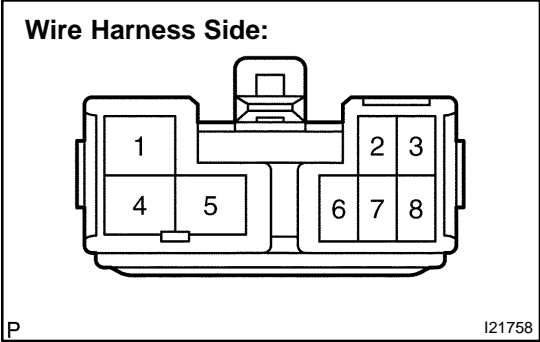


- (b) Disconnect the amplifier connector and inspect the connector on wire harness side, as shown in the chart below.

Test conditions:

- Turn ignition switch to ON
- Blower speed switch HI
- Temperature control lever Max. COOL

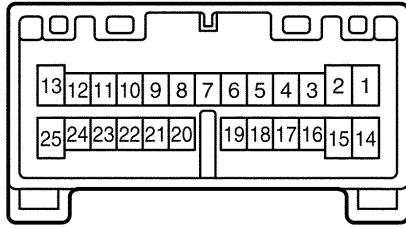
Tester connection	Condition	Specified condition
1 - Ground	Always	Battery voltage
2 - Ground	Turn ignition switch to ON	Battery voltage
2 - Ground	Turn ignition switch to OFF	No voltage
11 - 13	Always	4.5 - 5.5
15 - 16	Turn light control switch to TAIL	Battery voltage
15 - 16	Turn light control switch to OFF	No voltage



- (c) Disconnect the amplifier connector and inspect the connector on wire harness side, as shown in the chart below.
- Test conditions:
- Turn ignition switch to ON
 - Blower speed switch HI
 - Temperature control lever Max. COOL

Tester connection	Condition	Specified condition
1 - Ground	Always	Below 1 Ω

From back side:



P

I21756

- (d) Connect the connector to amplifier and inspect wire harness side connector from the back side, as shown in the chart below.

Test conditions:

- Running engine at idle speed
- Blower speed switch HI
- A/C switch ON
- Temperature control lever Max. COOL

Tester connection	Condition	Specified condition
3 - Ground	IG ON.	10 - 14 V
3 - Ground	IG ON. Disconnect pressure switch connector	Below 1.0 V
4 - Ground	IG ON. Set temp. MAX. COOL	Below 1.0 V
4 - Ground	IG ON. Set temp. MAX. HOT	Below 1.0 V
5 - Ground	IG ON. Set temp. MAX. HOT	Below 1.0 V
5 - Ground	IG ON. Set temp. MAX. COOL	Below 1.0 V
6 - Ground	IG ON. Air inlet selector: FRESH	Below 1.0 V
6 - Ground	IG ON. Air inlet selector: RECIRCULATE	10 - 14 V
7 - Ground	IG ON. Air inlet selector: RECIRCULATE	Below 1.0 V
7 - Ground	IG ON. Air inlet selector: FRESH	10 - 14 V
8 - Ground	IG ON. Operate blower motor	10 - 14 V
9 - Ground	A/C switch to OFF	4.5 - 5.5 V
9 - Ground	A/C switch to ON	4.5 - 5.5 V
10 - Ground	A/C switch to ON	Below 1.0 V
10 - Ground	A/C switch to OFF	Below 1.0 V
14 - Ground	A/C switch to ON	10 - 14 V
14 - Ground	A/C switch to OFF	10 - 14 V
17 - Ground	Mode selector: FACE	Below 1.0 V
17 - Ground	Mode selector: Except FACE	10 - 14 V
18 - Ground	Mode selector: B/L	Below 1.0 V
18 - Ground	Mode selector: Except B/L	10 - 14 V
19 - Ground	Mode selector: FOOT	Below 1.0 V
19 - Ground	Mode selector: Except FOOT	10 - 14 V
20 - Ground	Mode selector: F/D	Below 1.0 V
20 - Ground	Mode selector: Except F/D	10 - 14 V
21 - Ground	Mode selector: DEF	Below 1.0 V
21 - Ground	Mode selector: Except DEF	10 - 14 V
23 - Ground	Ambient temp. 25 °C (77 °F)	1.8 - 2.2 V
23 - Ground	Ambient temp. 40 °C (104 °F)	-